Year 3 - Finding Missing Numbers (× and ÷) — Lesson Guide

Step 1



First, we circle the division sign. We look at the operation in the question before choosing how to find the missing number.

Step 2

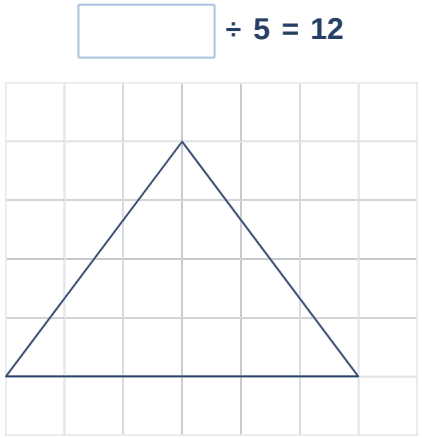

Remember: The product goes at the top. The factors go at the bottom.

We are finding the amount we started with. Sharing that amount into 5 equal groups gives 12 in each group. Draw the product-factor triangle. The missing whole goes at the top. The two known factors go at the bottom.

Step 3

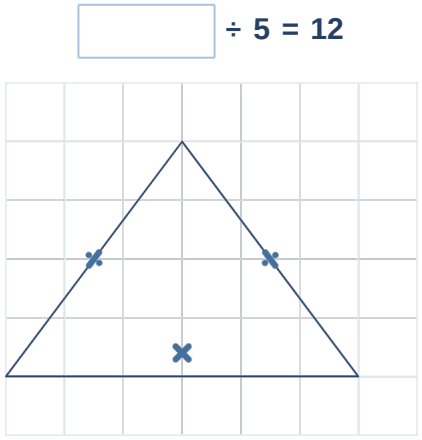

Next, we draw bold division signs over the two sloping sides and a bold multiplication sign just above the base. The factors multiply to make the product. To find a factor, we divide the product by the other factor.

Step 4

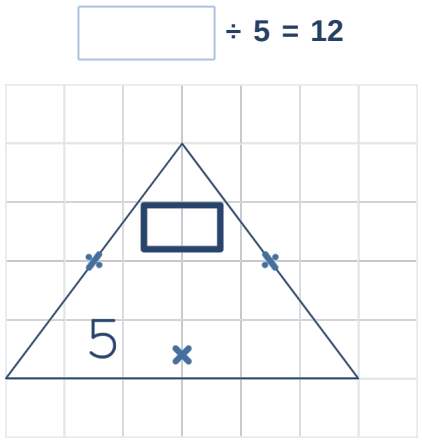

Next, we use our product-factor triangle to show something divided by 5. Our first two entries are on either side of the division sign. The first is the dividend, the product in the related multiplication. The second is the divisor, one of the factors. We draw a small rectangle at the top, in the product position for the missing dividend. We write 5 in the bottom-left corner.

Step 5

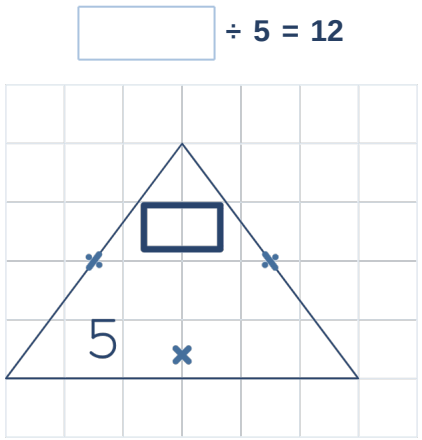

Before moving on, let's make sure our first two entries are in the right places. First, we read the calculation: something divided by 5. Then, we read the matching calculation in our product-factor triangle: something divided by 5. If they match, well done. If they do not, edit the model and check it again.

Step 6

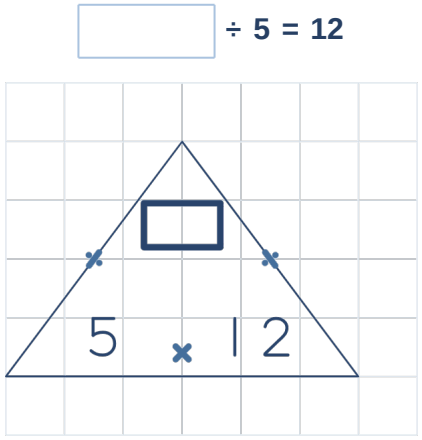

Now the calculation is in the correct place, we can look at our quotient, 12. We write 12 in the bottom-right corner.

Step 7

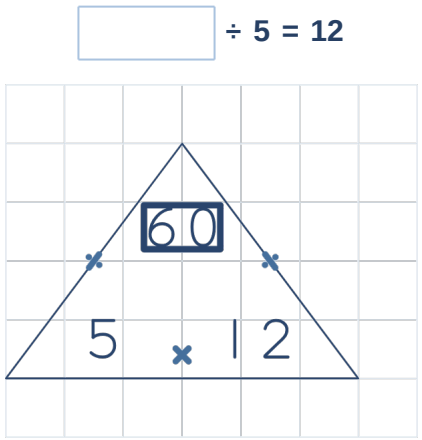

The top of the triangle is blank, so we multiply the two factors at the bottom. 5 × 12 = 60. The missing product is 60.

Step 8

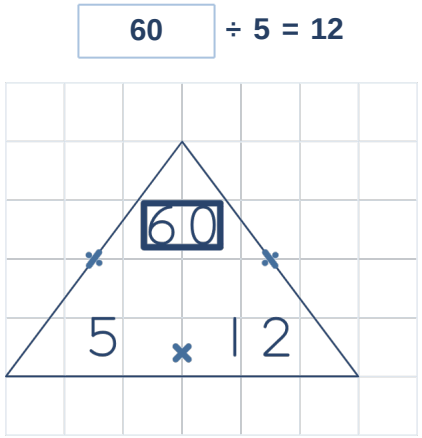

Now, we put 60 into the blank in the original question. Make sure you copy the answer correctly.

Step 9

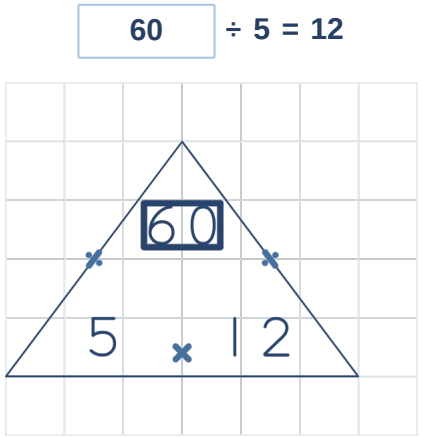

Put 60 back in the blank. Use the product-factor triangle to check the calculation. Multiply the factors. 5 × 12 = 60. So 60 shared into 5 equal groups gives 12 in each group. If you get a different number, check that you used the operation in the question. Then work it out again.